

CI/SFB		(Ff3)	

March 2017

Forticrete stone



Stone in Stock™

The finest cast stone dressings
readily available





Alpha Homes,
Kibworth Beauchamp.

A superb range of the most widely used detailing components

Forticrete is the UK's largest manufacturer of Cast Stone, which offers you the benefits of:

- Expert technical advisory service available.
- Cast Stone dressings Kitemarked by the BSI
- Manufactured under the international quality standard BS EN ISO 9001:2000
- Manufacturing facilities certified to the international environmental standard ISO 14001 and responsible sourcing standard BES6001.
- Customer satisfaction is an integral aspect of Forticrete's approach and is expressed in a 'Customer Service Policy Statement' in the Company's Sitework Guide.



Stone-In-Stock™ is a selection of the highest quality Cast Stone components available off-the-shelf.

- Available ex-stock for collection on commercial vehicles or delivery can be arranged.
- Eliminates long lead-times and high levels of stock on site.
- Designed and dimensioned to co-ordinate with stone, brick or render.
- Suitable for timber frame or conventional brick and block construction.
- All components are through coloured (homogeneous mix).
- Available in Bath colour.
- A range of other standard colours and components available to order at standard lead times
- Nationwide availability with local sales support.

Forticrete Cast Stone products that meet the specific requirements of the harmonized standards BS EN 771-5:2011 (Manufactured stone Masonry units) and BS EN 845-2:2013 (Lintels), will be CE marked accordingly. Declarations of Performance are available on www.forticrete-ce.com All other products are manufactured to BS1217:2008 (Cast Stone) and in accordance with BS 5642-1: 1978 +A1 2014 (Cills) and BS5642-2: 1983 + A1 2014 (Coping).

Front cover

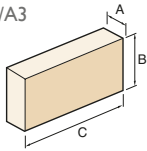
Sovereign Housing
Association, Carterton,
Oxfordshire.

Regency Ashlar and Quoins

Code	A	B	C	D	Weight (Kg)
A1	100	215	440	-	20
A3	150	215	440	-	30
Q2	100	215	330	215	20
Q5	100	215	440	215	25

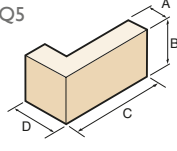
Regency Ashlar

A1/A3



Plain Quoins

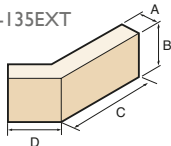
Q2/Q5



Code	A	B	C	D	Weight (Kg)
Q6-135Ext	100	215	440	215	28

135° Plain Quoin

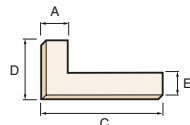
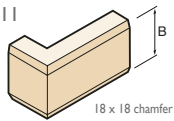
Q6-135EXT



Code	A	B	C	D	E	Weight (Kg)
Q11	118	215	348	233	100	24

Chamfered Quoins

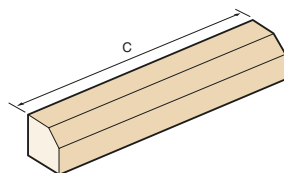
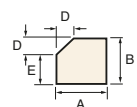
Q11



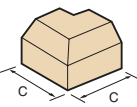
Plinths

Code	A	B	C	D	E	Weight (Kg)
PL1	150	140	890	50	90	37
PL1-90Ext	150	140	215	50	90	12
PL1-90Int	150	140	215	50	90	12
PL1-135Ext	150	140	215	50	90	15
PL1-135Int	150	140	215	50	90	15

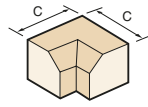
PL1



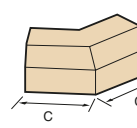
PL1-90EXT



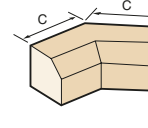
PL1-90INT



PL1-135EXT



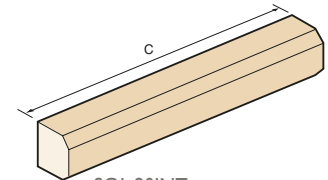
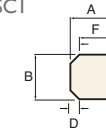
PL1-135INT



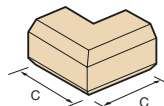
String course

Code	A	B	C	D	E	Weight (Kg)
SCI	130	140	890	30	100	32
SCI-90Ext	130	140	245	30	100	13
SCI-90Int	130	140	315	30	100	17
SCI-135Ext	130	140	227	30	100	14
SCI-135Int	130	140	256	30	100	17

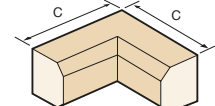
SCI



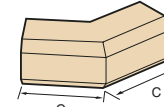
SCI-90EXT



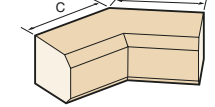
SCI-90INT



SCI-135EXT

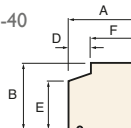


SCI-135INT



Code	A	B	C	D	E	Weight (Kg)
SC3-40	150	140	890	50	100	37
SC3-40-90Ext	150	140	265	50	100	15
SC3-40-90Int	150	140	315	50	100	20
SC3-40-135Ext	150	140	236	50	100	17
SC3-40-135Int	150	140	256	50	100	19

SC3-40

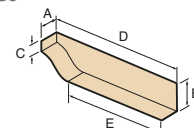


Profile complements
T1-40 & T11-40 cills

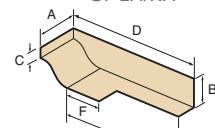
Corbels

Code	A	B	C	D	E	F	Weight (Kg)
C8	100	140	50	665	515	-	18
C9 LH	215	140	50	665	515	175	28
C9 RH	215	140	50	665	515	175	28

C8



C9-LH/RH



Left hand shown

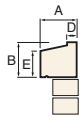
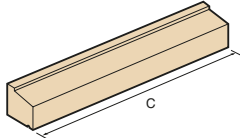
When ordering please remember to specify the hand required

Cills

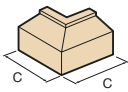
Code	A	B	C	D	E	Weight (Kg)
T11-40-478	150	140	478	40	105	19
T11-40-620	150	140	620	40	105	24
T11-40-905	150	140	905	40	105	35
T11-40-1115	150	140	1115	40	105	42
T11-40-1190	150	140	1190	40	105	47
T11-40-1332	150	140	1332	40	105	52
T11-40-1500	150	140	1500	40	105	58
T11-40-1760†	150	140	877+877	40	105	35+35
T11-40-2329†	150	140	1162+1162	40	105	45+45
T11-40-90Ext	150	140	265	40	105	15
T11-40-135Ext	150	140	236	40	105	16

Slip Cill

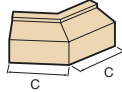
T11-40



T11-40-90EXT



T11-40-135EXT

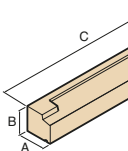


A combination of the above cill components are suitable for all bay window sizes however some site cutting may be necessary.

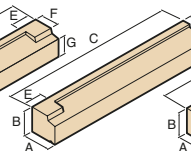
Code	A	B	C	D	E	F	G	Weight (Kg)
T1-40-693	150	140	693	40	102.5	100	105	27
T1-40-835	150	140	835	40	102.5	100	105	33.4
T1-40-1120	150	140	1120	40	102.5	100	105	44.3
T1-40-1405	150	140	1405	40	102.5	100	105	55
T1-40-1547	150	140	1547	40	102.5	100	105	60
T1-40-1975†	150	140	985LH + 985RH	40	102.5	100	105	38+38
T1-40-2544†	150	140	1269LH + 1269RH	40	102.5	100	105	50+50

Stooled Cill

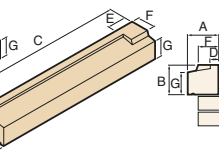
T1-40



T1-40-LH



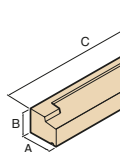
T1-40-RH



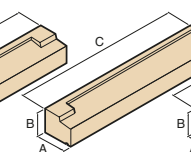
Code	A	B	C	Brickwork Opening	Opening in render	Weight (Kg)
T4-40-663	175	140	663	488	458	31
T4-40-805	175	140	805	630	600	37
T4-40-1090	175	140	1090	915	885	50
T4-40-1375	175	140	1375	1200	1170	63
T4-40-1522†	175	140	758LH+758RH	1347	1317	35+35
T4-40-1945†	175	140	970LH+970RH	1770	1740	45+45
T4-40-2514†	175	140	1254LH+1254RH	2339	2309	54+54

Stooled Cill to suit render

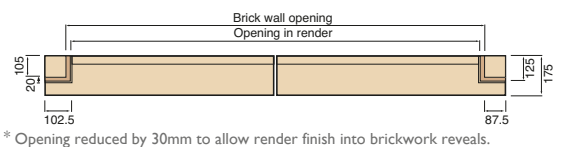
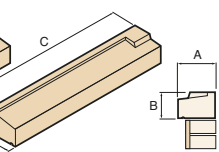
T4-40



T4-40-LH



T4-40-RH



* Opening reduced by 30mm to allow render finish into brickwork reveals.

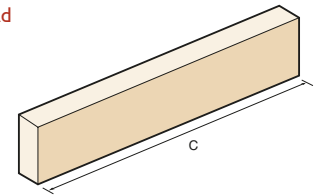
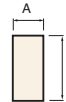
Heads

Forticrete decorative heads are non-loadbearing.

Code	A	B	C	Weight (Kg)
DHI-693	100	140	693	21
DHI-835	100	140	835	25
DHI-1120	100	140	1120	33
DHI-1405	100	140	1405	42
DHI-1547	100	140	1547	46
DHI-1975†	100	140	985+985	29+29
DHI-2005†	100	140	1000+1000	30+30
DHI-2305†	100	140	1150+1150	34+34
DHI-2544†	100	140	1269+1269	37+37
DH2-693	100	215	693	31
DH2-835	100	215	835	38
DH2-1120	100	215	1120	50
DH2-1405	100	215	1405	63
DH2-1547	100	215	1547	70
DH2-1975†	100	215	985+985	44+44
DH2-2005†	100	215	1000+1000	45+45
DH2-2305†	100	215	1150+1150	52+52
DH2-2544†	100	215	1269+1269	57+57

Rectangular decorative head

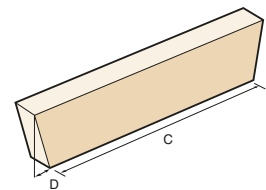
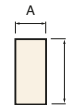
DHI & DH2



Code	A	B	C	D	Weight (Kg)
DHI1-488	100	215	488	58	27
DHI1-630	100	215	630	58	33
DHI1-915	100	215	915	58	46
DHI1-1200	100	215	1200	58	59
DHI1-1342	100	215	1342	58	65
DHI1-1770†	100	215	882LH+882RH	58	43+43
DHI1-2340†	100	215	1167LH+1167RH	58	55+55

Splayed decorative head

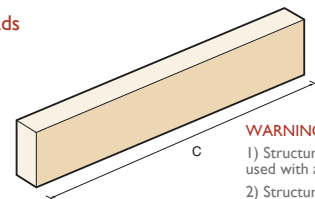
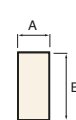
DHI1



Code	A	B	C	Allowable Load Safe Working (kN/m)	Weight (Kg)
SH2-1215	100	215	1215	28.9	55
SH2-1500	100	215	1500	18	68
SH2-1642	100	215	1642	14.7	75
SH2-2070	100	215	2070	8.9	94
SH2-2100	100	215	2100	8.6	95
SH2-2400	100	215	2400	6.5	109

Structural heads

SH2



WARNING:

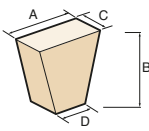
- 1) Structural heads must be used with a 150mm bearing
- 2) Structural heads must not be cut or drilled

† Supplied in 2 equal pieces allowing for a 6mm joint

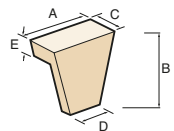
Keystones

Code	A	B	C	D	E	F	Weight (Kg)
K1	265	215	165	150	65	-	9
K2	305	290	165	150	65	-	13
K4	265	215	130	150	-	-	12
K5	305	290	130	150	-	-	18
CK2	305	290	165	150	65	18	13

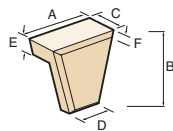
K4/K5



K1/K2



CK2

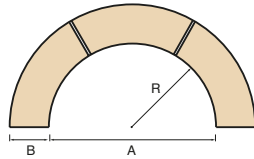


K4 and K1 suit a DH1 Head
CK2, K5 and K2 suit a DH2 and DH1 head

Arched surrounds

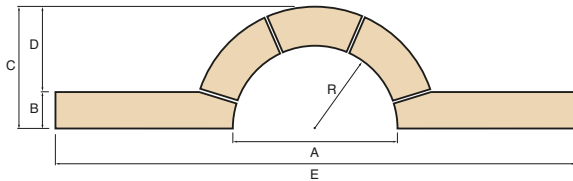
Code	A	B	C	D	E	F	R	Weight (Kg)
AH1-915	915	215	-	-	-	100	458	27x3
AH2-1200	1200	215	-	-	-	100	600	33x3
AH3	915	215	673	457	2950	100	458	21x3+45x2
AH4	1200	215	815	600	3805	100	600	28x3+58x2

AH1/AH2



Dim. F = Bed dimension

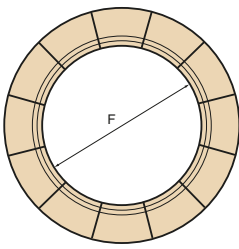
AH3/AH4



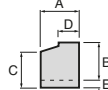
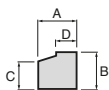
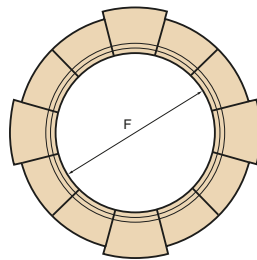
Bullseye window surrounds

Code	A	B	C	D	E	F	Weight (Kg)
ABU1	140	140	105	75	-	600	90
BU2	140	140	135	75	30	600	98

BU1



BU2



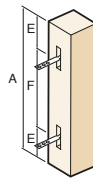
Bullseye window surrounds are supplied in sections with an allowance for 5mm mortar joints. These surrounds are designed to be self supporting.



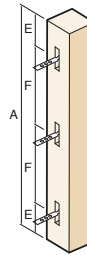
Jambs

Code	A	B	C	D	E	F	Weight (Kg)
JU2-740	740	100	50	102.5	220	300	16
JU2-890	890	100	50	102.5	220	450	19
JU2-1040	1040	100	50	102.5	295	450	24
JU2-1190	1190	100	50	102.5	370	450	28
JU2-1340	1340	100	50	102.5	220	450	29
JU2-1490	1490	100	50	102.5	295	450	33
JU2-2090*	1040+1040	100	50	102.5	295	450	22+22

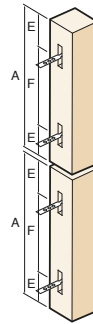
JU2 - 740/890/1040/1190



JU2 - 1340/1490



JU2 - 2090

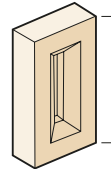


* Supplied in two pieces. All jambs are supplied with the appropriate Stainless Steel wall ties.

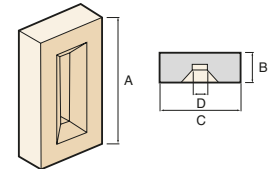
Gable vent

Code	A	B	C	D	Aperture	Weight (Kg)
GV1	590	120	327	50	15,650mm ²	42
GF1	590	120	327	50	-	43

GV1




GF1



Datestones

Code	A	B	C	Weight (Kg)
NS2	290	100	440	28

NS2



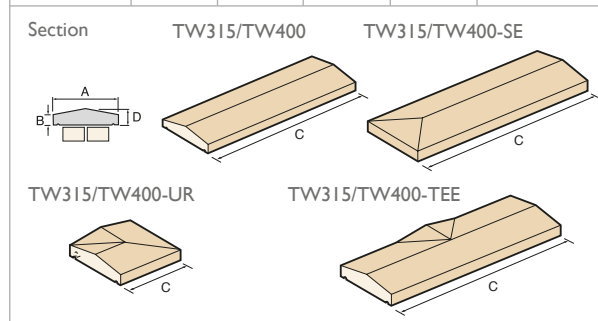
Standard numerals - 100mm high (Times New Roman).



Copings

Coping and cappings should be installed in accordance with PD6697: 2010 Clause 6.2.7.7.11.

Code	A	B	C	D	Weight (Kg)
TW315	315	50	890	75	37
TW315-UR	315	50	315	13	
TW315-SE	315	50	890	75	37
TW315-TEE	315	50	890	75	37
TW400	400	50	890	75	44
TW400-UR	400	50	380	75	20
TW400-SE	400	50	890	75	44
TW400-TEE	400	50	890	75	44



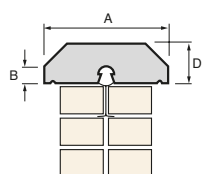
Caplock® coping system

The Caplock® System locks together the top course of brickwork over a two metre length, forming a virtually immovable monolithic mass. This has great advantages. It adds security to parapet walls, boundary walls where vandalism may be a problem, and consequently can reduce lifetime maintenance costs. Each order is supplied with the correct amount of plastic 'locking' insert in 2m lengths. See Forticrete Installation Guide No 8, a copy of which is available on request.

Code	A	B	C	D	Weight (Kg)
DCC-305	305	46	890	103	50
DCC-LH	305	46	600	103	34
DCC-RH	305	46	600	103	34
DCC-STOP	305	46	600	103	34
DCC-FAIR	305	46	600	103	34
DCC-TEE	305	46	600	103	34

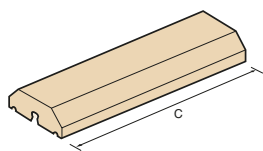
Double Cant Caplock®

Section

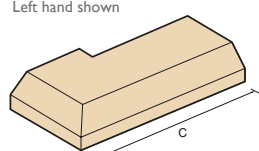


Caplock insert foot dimension = 90mm to suit 75mm nominal course height.

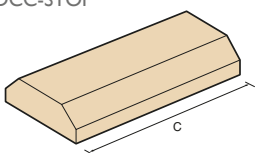
DCC-305



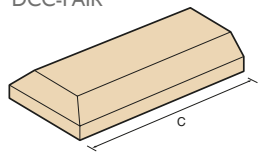
DCC-LL/RH
Left hand shown



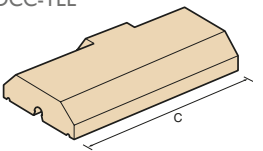
DCC-STOP



DCC-FAIR

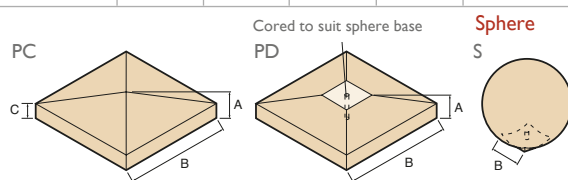


DCC-TEE



Pier caps & spheres

Code	A	B	C	Pier size	Weight (Kg)
PC1	125	315	75	215 x 215	19
PC2	125	425	75	327 x 327	35
PC3	140	540	75	440 x 440	59
PD2	111	425	75	327 x 327	32
PD3	122	540	75	440 x 440	57

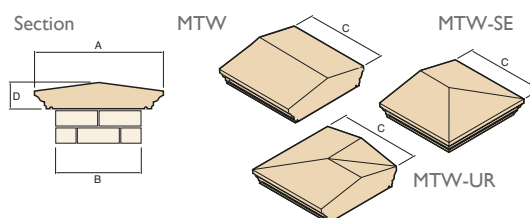


See Forticrete Installation Guide No 6, a copy of which is available on request. The spheres will be supplied with the appropriate dowel.

Code	DIM B	Diameter	Use with cap ref	Weight (Kg)
S1	120	228	PD2	14
S2	150	305	PD3	32
S3	150	380	PD3	61

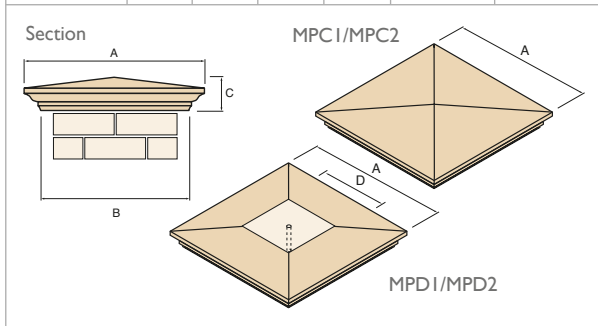
Moulded copings

Code	A	B	C	D	Weight (Kg)
MTW405	405	215	440	108	33
MTW405-SE	405	215	440	108	32
MTW405-UR	405	215	405	108	35
MTW470	470	280	440	108	38
MTW470-SE	470	280	440	108	37
MTW470-UR	470	280	470	108	48



Moulded pier caps

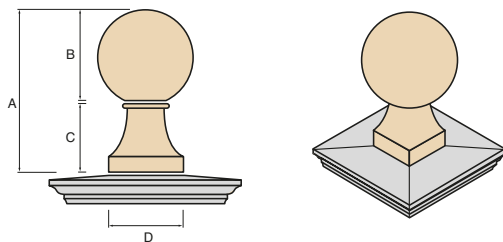
Code	A	B	C	D	Pier size	Weight (Kg)
MPC1	740	650	108	-	550+550	84
MPC2	640	550	108	-	450+450	71
MPD1	740	650	96	300	550+550	84
MPD2	640	550	96	215	450+450	71



Finial sets

Code	A	B	C	D	Diameter	Weight (Kg)
FN1+S4	684	364	300	300	380	36+60
FN2+S5	528	293	215	215	304	17+31

To suit MPD1/MPD2



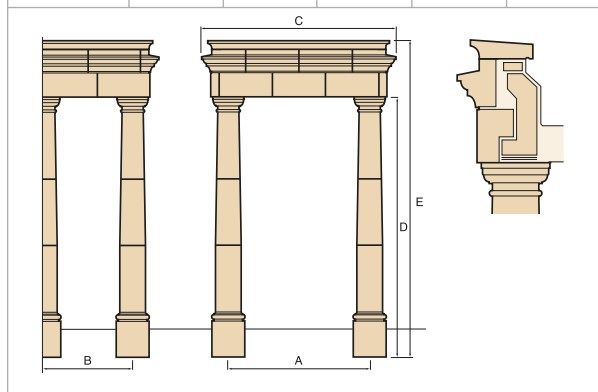
See Cast Stone Data Sheet CSD07, a copy of which is available on request. The finial sets will be supplied with the appropriate dowel

Portico kit

The portico will be supplied shrink-wrapped on pallets and will contain all the necessary components. A full set of constructional and component drawings will be provided on receipt of your order.

The inside face of the structural ring beam has a series of threaded sockets along its length allowing you to install your own choice of roof to the enclosed portico area. The roof should be designed to shed rainwater clear from the completed portico.

Code	A	B	C	D	E
PO KIT 2	2380	1735	3040	3180	3855



Easipoint mortar during installation.



Easipoint Historic Pointing Mortar has been closely matched to Forticrete Bath and Buff.

Pointing mortar

Mortar used for the installation of Cast Stone Dressings should be as weak as possible, according to the exposure of the site, but in all cases should not be stronger than Designation III (1:1:5/6).

For pointing, Forticrete recommend products from the Easipoint range, which are available to order as follows.

Pointing

Easipoint Historic Mortar is a dry packed blend of lime complying with BS890, GGBS comprising selected silica sands and natural aggregates complying with BS1200, and additives to provide water resistance, thixotropy, workability and colour.

All material is blended under quality systems conforming to ISO 9001:2008.

Easipoint Historic Pointing Mortar is available in 12.5kg tubs.

A product and technical datasheet for this product is available on request.

Additional accessories

For the easy application of this product, Forticrete also offers the following:

Product	Code
Pointing Gun (complete with tube and nozzle)	EA 301
Nozzle	EA 302
Tube	EA 303
Eproblender	EA 305
5mm restrictor nozzle	EA 315

Forticrete stone



Anstone® and Shearstone® walling stone



Recreate the appeal of natural stone walling with confidence.

With the appearance and weathering qualities that are almost indistinguishable from natural stone, the popular finishes - split, pitched and cottage are available in colours specifically designed for regions throughout the UK.

For sales enquiries please contact our Anstone office on **01909 775000**
Email us at walling@forticrete.com
or visit www.forticrete.co.uk




Walling stone

Forticrete roofing



Roofing products



Replicating natural materials cost-effectively with innovative roof tiles and slates.

With many environmental and practical benefits, Gemini, Hardrow Stone Slates, Minislate, and the low pitch Centurion 10 tile offer a roofing solution for everyone. A full range of complementary dry fix and ventilation systems are available.

For sales enquiries please contact our Leighton Buzzard office on **01525 244900**
Email us at roofing@forticrete.com
or visit www.forticrete.co.uk



Roofing

Forticrete masonry



Linear

Elegant, colourful and wonderfully long concrete bricks.

A multitude of colours together with textures ranging from simple textured to highly polished - the Linear range has been created to give architects the flexibility to create distinctive exteriors.

For sales enquiries please contact our Anstone office on **01909 775000**
Email us at masonry@forticrete.com
or visit www.forticrete.co.uk



Linear



Product samples

The colours reproduced within this brochure are as accurate as the photographic and printing processes will allow. Where colour matching is critical, you are advised to view actual product samples.

These are readily available via our Anstone office by calling **01909 775000** or the sample request area of our website – www.forticrete.co.uk

For larger projects, sample panels can be provided.

Cast Stone enquiries:

Forticrete Limited,
Anstone, Kiveton Park Station,
Kiveton Park,
Sheffield
S26 6NP

Tel: 01909 775000

Fax: 01909 773549

E-mail: caststone@forticrete.com

Forticrete, Anstone, Shearstone, Ecowall and the e device, Gemini, Centurion, Minislate and Hardrow are all registered trademarks of Forticrete Ltd.

Stone in Stock is a trademark of Forticrete Ltd
Caplock is a registered trademark of Ibstock Building Products Ltd

All relevant Forticrete products are CE marked.
Declarations of Performance are available at www.forticrete-ce.com

This document does not form part of any contract and Forticrete cannot accept liability for any errors or omissions.

In order to maintain its position as a market leader, Forticrete operates a policy of continuous product development and therefore reserves the right to alter specifications without notice.

Although the instructions contained in this publication and any other information published by Forticrete are believed to be accurate at the date of publication, they are strictly for guidance only and Forticrete accepts no liability in relation to their use or for any losses, howsoever caused. You are responsible for taking all reasonable steps to ensure your use of the goods/products conforms to all applicable health and safety requirements from time to time. If in doubt, please consult appropriately qualified persons. All products sold by Forticrete are sold subject to Forticrete's Terms and Conditions of Sale, a copy of which is available on request.

www.forticrete.co.uk

© Forticrete Ltd. 2017. All rights reserved.

